



EZ Way Hourglass Slings

EZ Way, Inc.
"Your Total Patient
Lift Solution"

The hourglass-shaped sling is designed for maximum comfort including special head support. Available with solid or mesh material and 'toileting hole' option.

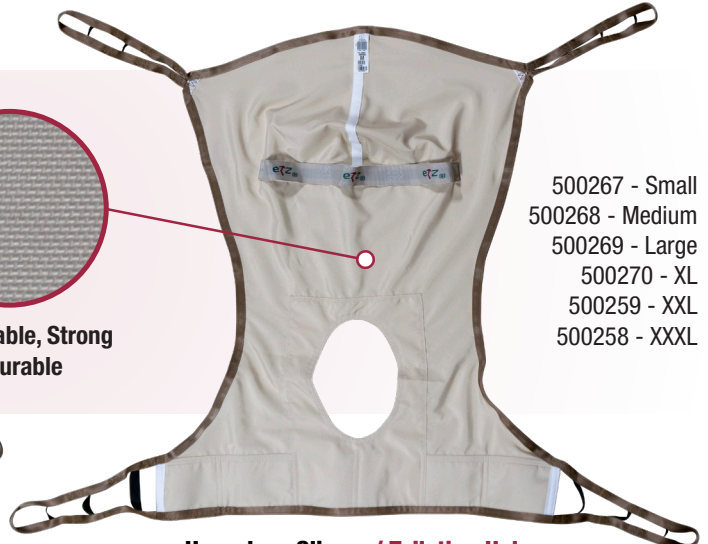


500235 - Small
500103 - Medium
500211 - Large
500187 - XL
500172 - XXL

Hourglass Sling



**Comfortable, Strong
& Durable**

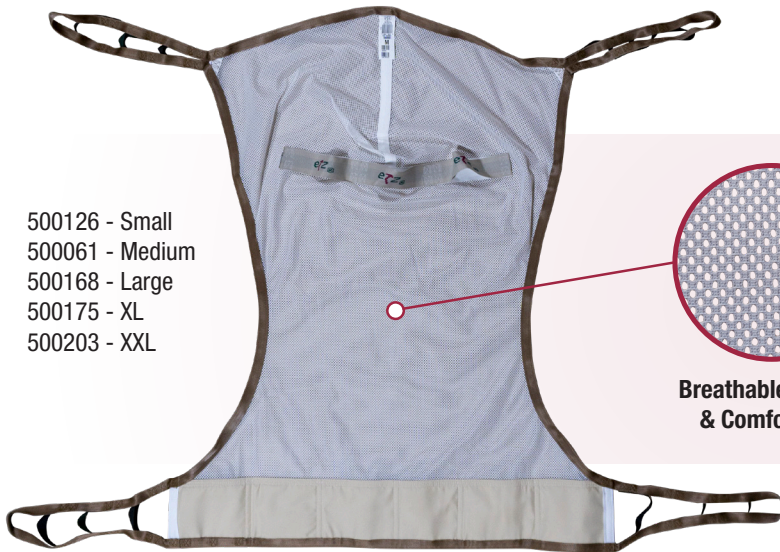


500267 - Small
500268 - Medium
500269 - Large
500270 - XL
500259 - XXL
500258 - XXXL

Hourglass Sling w/ Toileting Hole


Common Applications:

- Used with your Patient/Resident where the sling would be left underneath them while sitting in a chair/wheel chair.*
- Amputee above the knee, either single or double.
- Patients with sensitive skin, brittle bones and other special conditions which might apply.
- Patient/Resident wearing a dress or skirt and dignity prevails.
- Not for use with combative or uncooperative Patient/Resident.

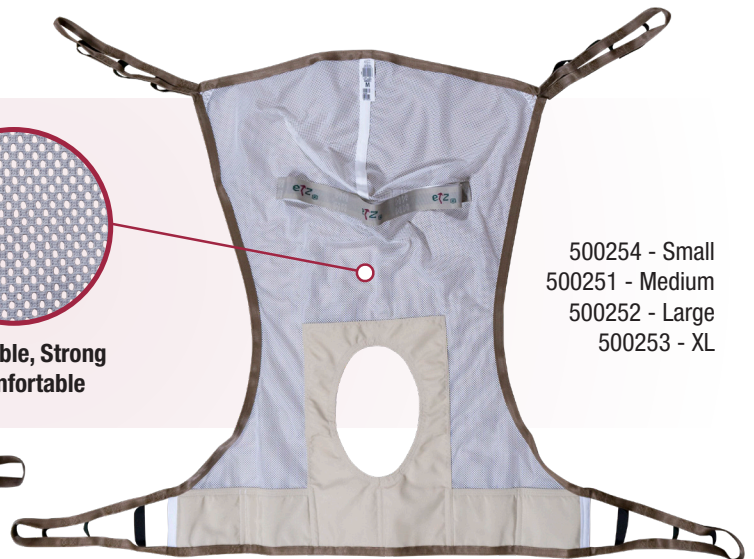


500126 - Small
500061 - Medium
500168 - Large
500175 - XL
500203 - XXL

Mesh Hourglass Sling



**Breathable, Strong
& Comfortable**



500254 - Small
500251 - Medium
500252 - Large
500253 - XL

Mesh Hourglass Sling w/ Toileting Hole

*The hourglass sling is manufactured in different materials with special options. If this is to be left under a Patient/Resident for a period of time, EZ Way recommends using the mesh hourglass sling. Ask your EZ Way Territory Sales Manager or call 800-627-8940 for more information.

EZ Way, Inc. • PO Box 89, 807 E. Main • Clarinda, IA 51632 • 1-800-627-8940

Form 2-288
Rev. 7/31/18

⚠WARNING: Cancer and Reproductive Harm - www.P65Warnings.ca.gov.